

Ceramic Bandpass Filter 50Ω

ZBA-45C-3300BW200B



■ Features

- ROHS Compliant
- High power rating
- High rejection

■ Electrical Specifications

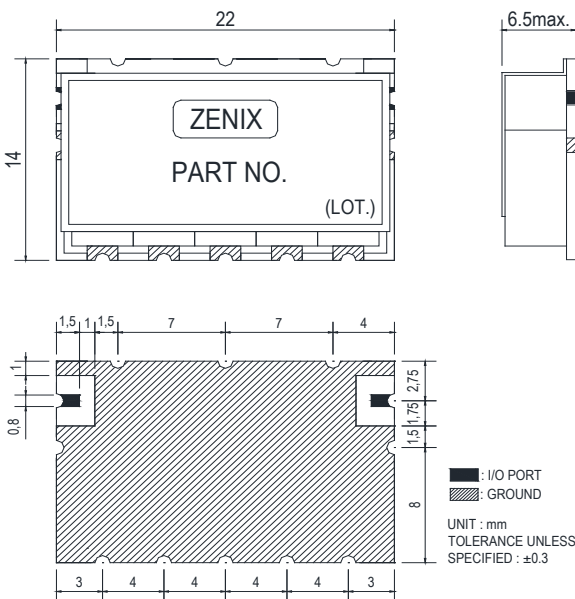
Parameter	Frequency (MHz)	Min.	Typ.	Max.	Unit
Center frequency	3300	-	3300	-	MHz
Bandwidth	200	3200	-	3400	MHz
Insertion Loss	3200 ~ 3400	-	1.5	2.0	dB
Ripple		-	0.3	0.5	dB
Return Loss		15.0	16.0	-	dB
Group Delay		-	10.0	50.0	ns
Group Delay Variation		-	5.0	20.0	ns
Attenuation		1500	65.0	70.0	-
	3000	40.0	45.0	-	dB
	5000	65.0	70.0	-	dB
	-	-	-	-	-
	-	-	-	-	-

■ Maximum Ratings

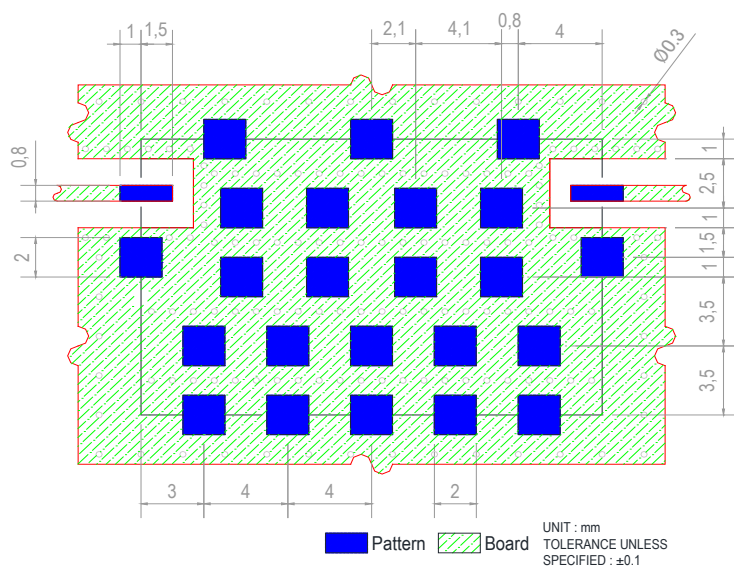
Input Power Handling	3Watt max.
Operating Temperature	-30°C to 70°C
Storage Temperature	-40°C to 95°C

• Permanent damage may occur if any of these limits are exceeded.

■ Dimension



■ PCB Layout



RF&MICROWAVE TOTAL SOLUTION

For product information and a complete list of distributors, please go to our website

address : (Heungdeok IT Valley Tower-2111) 13, Heungdeok 1-ro, Giheung-gu, Yongin-si, Gyeonggi-do, Republic of Korea 16954

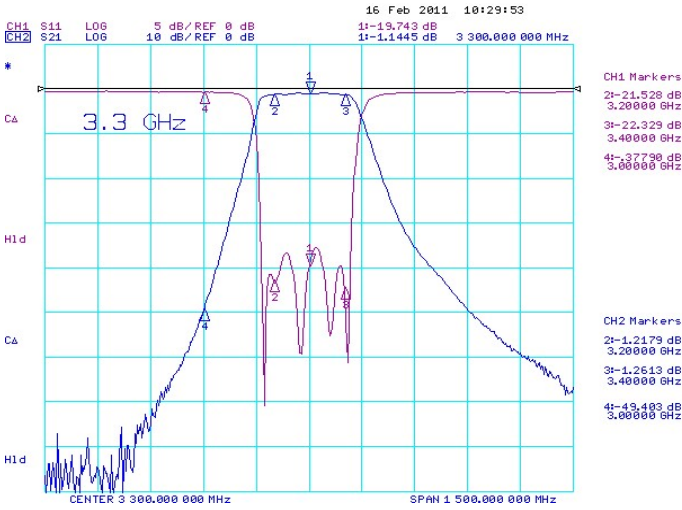
Tel : +82-31-8025-7100

Fax : +82-31-8025-7200

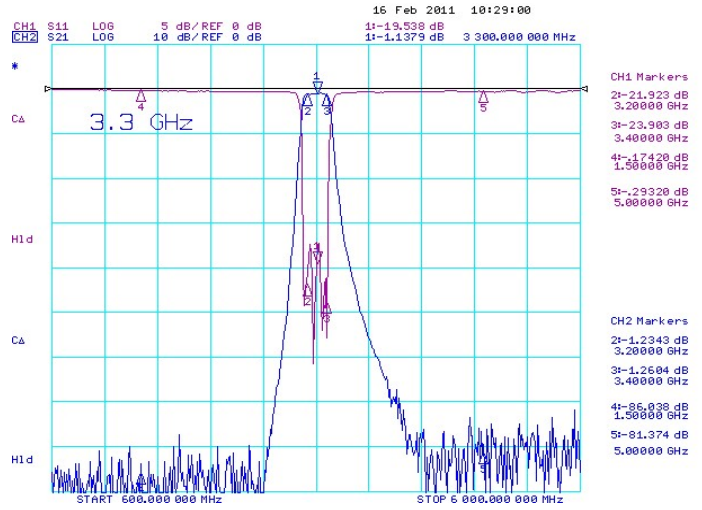
www.zenix08.com

■ Typical Performance Data at 25°C

- Insertion Loss, Ripple, Return Loss, Attenuation



- Attenuation



- Group Delay Variation

